

CHAMPION 
GRANDE DATE

USER MANUAL



EBERHARD 
& C^o

Manufacture Suisse d'Horlogerie depuis 1857



The Eberhard & Co. watch manufactory was founded by Georges-Emile Eberhard at La Chaux-de-Fonds back in 1887. Ever since, the venture has specialised in the making of chronographs.



In this capacity, it has attained a highly respected position in the world of high-grade watches. With the introduction, at a later stage, of sportively elegant watches it has furthermore augmented this status of the Eberhard & Co. brand name.

Eberhard's success story is backed by consistent deployment of advanced technology, meticulous craftsmanship and, not least, by observing that long tradition of superior workmanship which has made Swiss watchmaking a household name.

Today, with well over a century gone by, watches by Eberhard & Co. continue to stand for that high-grade quality and those excellent virtues which will please even the most demanding of connoisseurs.



CHAMPION GRANDE DATE


“CHAMPION  GRANDE DATE” is a mechanical chronograph with automatic winding where style and technique merge with refinement and a sporty line, to offer a highly versatile balance which expresses all the charisma of this new model. Dedicated to a strong, sporty wrist, “CHAMPION  GRANDE DATE” is proposed with a variety of bezels and dials, on which the big date at 3’ o’clock stands out; available on leather strap with personalized “E&Co.” buckle or a *Chablis* steel bracelet.

INFORMATION REGARDING THE INTERNATIONAL GUARANTEE

We hereby guarantee your Eberhard & Co. watch against any defects in manufacture or materials for a period of 24 months, subject to normal conditions of use.

This guarantee does not cover:

- damage caused by improper technical handling or by shocks
- wear to the strap, glass or any other part during normal watch use.

For technical revisions of the Eberhard & Co. “CHAMPION  GRANDE DATE” model please contact only technical service facilities authorised by Eberhard & Co. The eventual shipping and insurance charges are to be paid by the owner.

We recommend to have the movement checked or overhauled every 3 years on average.

For our part, we shall always endeavour to give full satisfaction.



- A** Push-button to start and stop the chronograph
- B** Push-button for setting to zero all hands of the chronograph
- C** Water-resistant screwed crown
- D** Big Date
- E** Hours-hand of the watch
- F** Minutes-hand of the watch

- G** Centre seconds-hand of the chronograph
- H** 30-minutes of the chronograph
- I** Small continuous seconds-hand
- K** 12-hours of the chronograph
- L** Tachometer scale
- M** 1/5 second scale

FEATURES

“**CHAMPION V GRANDE DATE**” is a mechanical automatic-winding chronograph. It has a screwed-in crown and a domed, anti-reflective sapphire glass. The caseback is secured by six screws. The hours and minutes hands are luminescent to facilitate readability in the dark.

Available version:

- Case in stainless steel with leather strap or steel bracelet.
Water-resistant down to 5 atm.

READING THE DIAL

On the “**CHAMPION V GRANDE DATE**” dial there are 3 counters having the following functions:

- 30-minutes of the chronograph **H**
- Small continuous seconds-hand **I**
- 12-hours of the chronograph **K**

The chronograph seconds are displayed by the centre-hand **G**.

Big indicator of the date **D**.

OPERATING INSTRUCTIONS FOR THE CHRONOGRAPH

Press the push-button **A** to start the chronograph mechanism. Press the push-button a second time to stop the chronograph mechanism. You can now read on the counters how many hours **K**, minutes **H** and seconds **G** have elapsed. Press the push-button again and the chronograph will restart from the intermediate stop. To return to zero, the chronograph must be in the stop position. Press the second push-button **B** and all the hands will return to zero. You are recommended not to have the chronograph mechanism running constantly.

PUSH-BUTTONS

Make sure push-buttons are always pressed in the following order:

A : start

A : stop

B : return to zero

Abide by this sequence quite severely so as to preclude damage to the mechanism. Don't activate the push-buttons under water since they are not watertight while being pressed.

OPERATING THE CROWN



POS. A – Screwed-in crown, guaranteed water-resistance.



POS. B – HAND-WINDING OF THE WATCH - To unscrew the crown turn it counter-clockwise. When it is unscrewed, turn it clockwise to transmit the manual charge to the movement. If your “**CHAMPION V GRANDE DATE**” has not been worn for some time, the automatic movement has to be wound manually, in order to obtain immediate sufficient power-reserve and to ensure an accurate working of the watch.



POS. C – RAPID DATE-SETTING - Pull the crown to the first catch. Turning the crown clockwise you will operate for setting the desired date.

IMPORTANT: Never make the correction of the date between 10 p.m. and 1 a.m. Please note that, on the occasion of the passage to decimal number 10, 20, 30, 01, the date change will require more time.



POS. D – TIME SETTING - Pull the crown to the second catch to set the time.

IMPORTANT

To set back the crown, push it lightly against the watch case while turning it clockwise until it is fully screwed-in again.

HOW TO USE THE TACHOMETER SCALE


The numerical subdivision engraved on the flange shows the data needed for metering the speed of a vehicle over a distance of 1,000 metres. The moment the vehicle passes the first reading mark, indicating the beginning of said 1,000 metre distance, activate the hand **G** of the chronograph to bring it to a stop the moment the vehicle passes the second reading mark. The mentioned hand **G** will now indicate the average speed reached in km/h in tune with the tachometer scale of the flange.

Example: when one kilometre is covered within 45 seconds, the average speed displayed by the centre seconds-hand **G** on the tachometer scale will be tantamount to a speed of 80 km/h.

1/5 SECOND SCALE

The division on the dial of this model M enables the user to make observations not just to approximately a second, but to the order of 1/5 second.

DIRECTIONS FOR USE OF WATERTIGHT WATCHES

You may wear your “**CHAMPION**  **GRANDE DATE**” when in the water or when taking a shower, but it is not fit for breath-held diving, plunging or diving activities. Important: we strongly recommend that you have the crown well tightened before possible contacts with water. Do not activate the pushbuttons nor manipulate the crown as long as the watch is wet or in the water. After using in seawater, rinse the watch under fresh water. Exposure to temperature shocks should be avoided. We recommend that you have the water-resistance checked at least once a year by a qualified technical service facility in order to find out if the gaskets need to be replaced.

EFFECTS FROM MAGNETIC FIELDS

It is recommended that you do not leave your watch near electronic equipment (e.g. televisions – cell phones – refrigerators – microwave ovens – radio alarms etc.), which could, even at short distances, give off magnetic fields capable of magnetizing several components of the mechanical movement, causing variations in operational precision. In case of magnetization, the movement must undergo a simple demagnetizing procedure.



www.eberhard-co-watches.ch